

Mosaica Education, Inc.

2011 Parent Satisfaction Survey Report

Individual School / Teacher Breakout

June 2011

Howard Road Academy, Penn Ave

Howard Road Academy, Penn Ave- Summary

Average Ratings†

(N=60)*

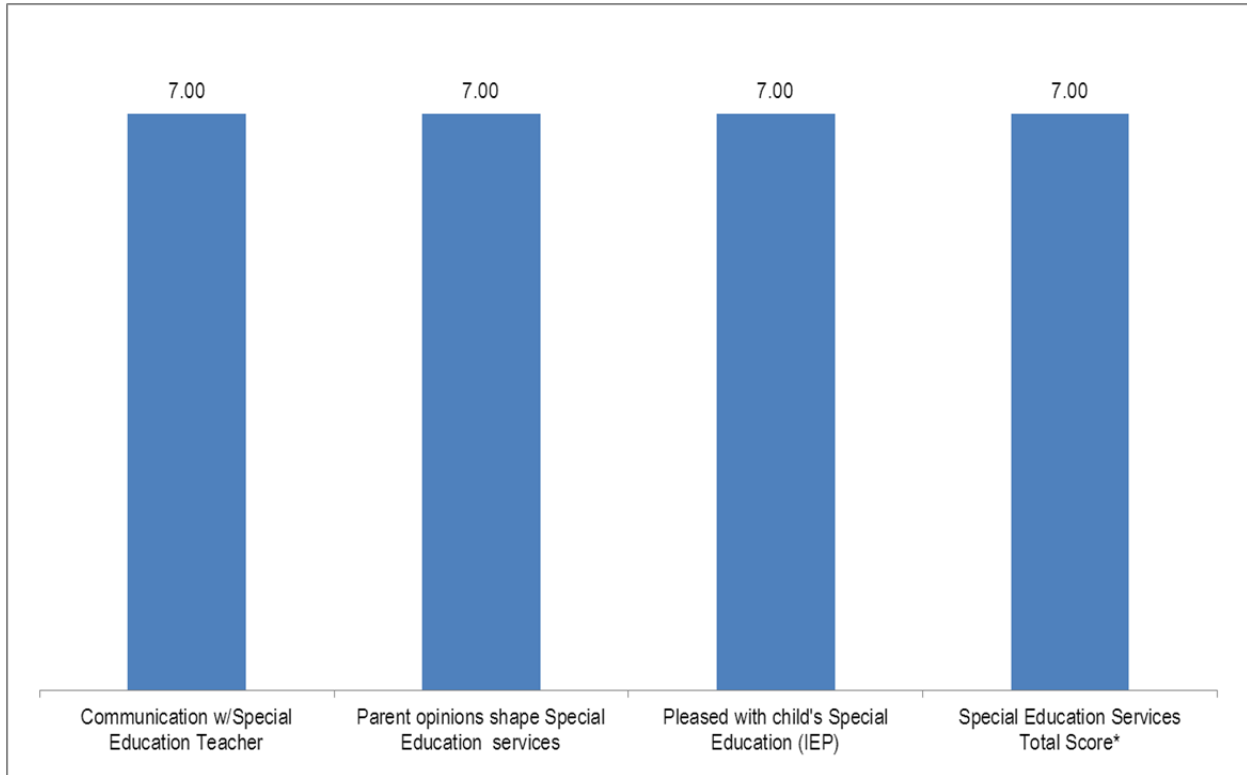
CAO/Leadership Team*	8.77
Overall child's experience	8.97
Education program quality	8.80
School overall discipline practices	8.57
Feel welcome at school	8.93
Safe school	9.27
Instructional materials / equipment	8.07
Teacher Responses - (N=60)	
Satisfaction	9.33
Communication	9.20
Discipline practices	8.73
Meets child's individual needs	9.03
Principal / CAO	
Performance	8.60
Communication	8.50
Positive interaction	8.90
PE / Music /Spanish/Art	
Physical Education teacher	8.53
Music teacher	8.71
Spanish teacher	8.76
Art teacher	7.91
Special Education	
Teacher communication	7.00
Parent opinions shape services	7.00
Pleased with IEP	7.00
School's Board Performance	
School's Board Performance	7.82

†Ratings are based on a scale from '1' to '10,' where '1' means *Strongly Disagree*, and '10' means *Strongly Agree*.

*CAO / Leadership Team is an average of all average ratings, except School's Board performance

Howard Road Academy, Penn Ave - Special Education

Average Ratings† (N=2)



† Averages are based on a scale from '1' to '10', where '1' means Strongly Disagree, and '10' means Strongly Agree.

*Total Score is an average of all category average ratings

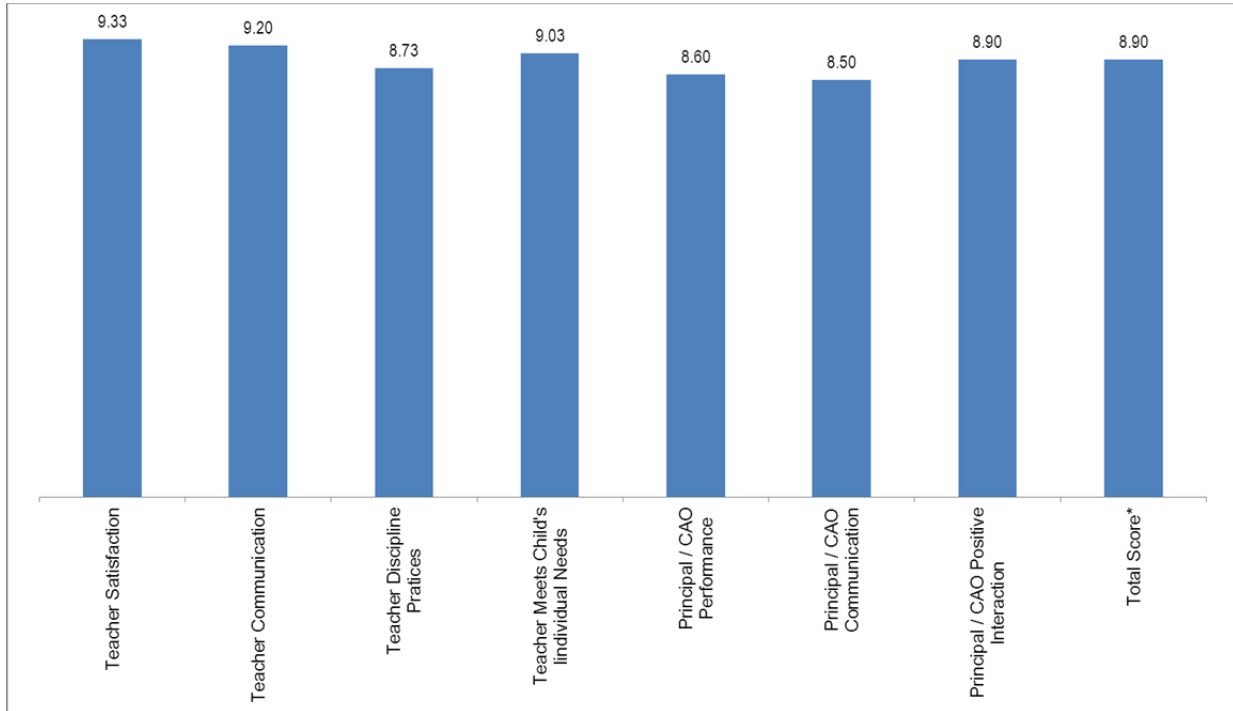
**Caution small base - (Special Ed Services students are a small subset of the overall response pool.)

PERCENTILE DETAIL

	<i>Communication w/Special Education Teacher</i> %	<i>Parent opinions shape Special Education services</i> %	<i>Pleased with child's Special Education (IEP)</i> %
10=Strongly Agree	50.00	50.00	50.00
7-9=Agree somewhat	0.00	0.00	0.00
5-6=Neutral	0.00	0.00	0.00
2-4=Disagree somewhat	50.00	50.00	50.00
1=Strongly disagree	0.00	0.00	0.00
N/A	0.00	0.00	0.00

Howard Road Academy, Penn Ave

Average Ratings† (N=60)*



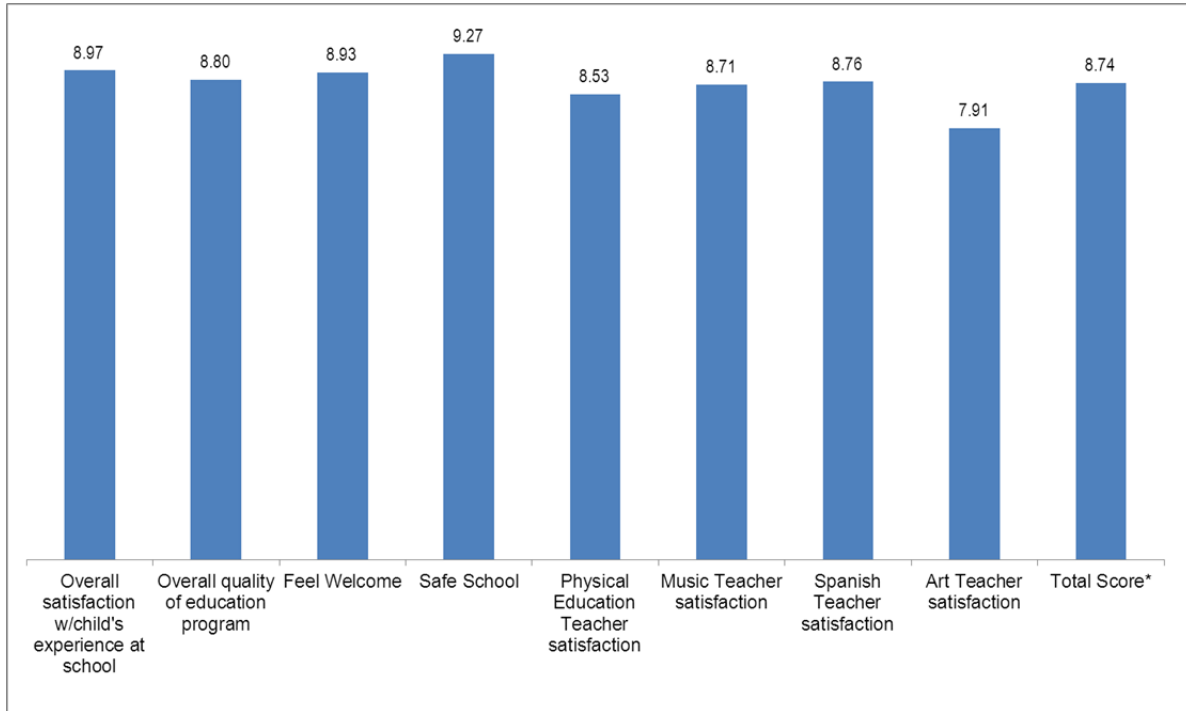
*Total Score is an average of all category average ratings

PERCENTILE DETAIL

	<i>Teacher Satisfaction %</i>	<i>Teacher Communication %</i>	<i>Teacher Discipline Practices %</i>	<i>Teacher Meets Child's Individual Needs %</i>	<i>Principal / CAO Performance %</i>	<i>Principal / CAO Communication %</i>	<i>Principal / CAO Positive Interaction %</i>
<i>10=Strongly Agree</i>	76.70	73.30	60.00	70.00	56.70	58.30	65.00
<i>7-9=Agree somewhat</i>	16.70	18.30	23.30	18.30	26.70	23.30	21.70
<i>5-6=Neutral</i>	5.00	5.00	11.70	6.70	11.70	10.00	10.00
<i>2-4=Disagree somewhat</i>	0.00	1.70	3.30	3.30	0.00	1.70	0.00
<i>1=Strongly disagree</i>	1.70	1.70	1.70	1.70	5.00	6.70	3.30
<i>N/A</i>	0.00	0.00	0.00	0.00	0.00	0.00	0.00

Howard Road Academy, Penn Ave

Average Ratings† (N=60)*



*Total Score is an average of all category average ratings

PERCENTILE DETAIL

	Overall satisfaction w/child's experience at school %	Overall quality of education program %	Feel Welcome %	Safe School %	Physical Education Teacher satisfaction %	Music Teacher satisfaction %	Spanish Teacher satisfaction %	Art Teacher satisfaction %
10=Strongly Agree	63.30	60.00	68.30	73.30	53.30	58.80	58.00	48.90
7-9=Agree somewhat	25.00	28.30	20.00	18.30	33.30	25.50	28.00	24.40
5-6=Neutral	8.30	5.00	5.00	6.70	6.70	7.80	10.00	11.10
2-4=Disagree somewhat	3.30	5.00	3.30	1.70	0.00	7.80	2.00	4.40
1=Strongly disagree	0.00	1.70	3.30	0.00	6.70	0.00	2.00	11.10
N/A	0.00	0.00	0.00	0.00	0.00	0.00	0.00	0.00

Howard Road Academy, Penn Ave

Chesney, T - U1

Average Ratings

(N=11) *

Total Score**	9.23
Overall child's experience	9.45
Education program quality	9.09
Feel welcome at school	8.91
Safe school	9.45
Teacher-specific Total***	9.55
Teacher - Satisfaction	9.82
Teacher - Communication	9.27
Teacher - Discipline practices	9.64
Teacher - Meets child's individual need	9.45

*CAUTION – Small base

**Total Score is an average of all category average ratings.

†Averages based on a scale from '1' to '10,' where '1' means *Strongly Disagree*, and '10' means *Strongly Agree*.

***Teacher-specific Total is an average of 'Teacher – Satisfaction,' 'Teacher – Communication,' 'Teacher – Discipline practices,' and 'Teacher – Meets child's individual needs.'

COMMENTS

I am very pleased with my child's experiences at Howard Road Academy.

Ms. Chesney & Ms. Lewis are excellent w/ the pre-school class. I am very impressed w/ my daughters, vocabulary & counting. Glad homework is given

I appreciate the patience and concern my child teacher and working staff gave to my child. This a great school to attend.

Howard Road Academy, Penn Ave

Patterson, D - U2

Average Ratings

(N=12) *

Total Score**	9.38
Overall child's experience	9.50
Education program quality	9.33
Feel welcome at school	9.17
Safe school	9.50
Teacher-specific Total***	8.83
Teacher - Satisfaction	9.17
Teacher - Communication	8.83
Teacher - Discipline practices	8.50
Teacher - Meets child's individual need	8.83

*CAUTION – Small base

**Total Score is an average of all category average ratings.

†Averages based on a scale from '1' to '10,' where '1' means *Strongly Disagree*, and '10' means *Strongly Agree*.

***Teacher-specific Total is an average of 'Teacher – Satisfaction,' 'Teacher – Communication,' 'Teacher – Discipline practices,' and 'Teacher – Meets child's individual needs.'

COMMENTS

Ms. Patterson in the Pre-K classroom is an exceptional teacher, with great patience. I'm grateful for her. Ms. Fox also, is a great teacher who provides helpful tips with raising a 5 year-old child. I'm grateful for her also.

#13-I think the use of equipment is lacking ex: equipment such as computers, playground P.E supplies

I think my daughters teacher are wonderful. My daughter has learned a lot and is very fond of them.

Howard Road Academy, Penn Ave

Foster, D - U3

Average Ratings

(N=5) *

Total Score**	8.30
Overall child's experience	7.60
Education program quality	8.00
Feel welcome at school	8.80
Safe school	8.80
Teacher-specific Total***	9.50
Teacher - Satisfaction	9.60
Teacher - Communication	10.00
Teacher - Discipline practices	8.80
Teacher - Meets child's individual need	9.60

*CAUTION – Small base

**Total Score is an average of all category average ratings.

†Averages based on a scale from '1' to '10,' where '1' means *Strongly Disagree*, and '10' means *Strongly Agree*.

***Teacher-specific Total is an average of 'Teacher – Satisfaction,' 'Teacher – Communication,' 'Teacher – Discipline practices,' and 'Teacher – Meets child's individual needs.'

COMMENTS

I STRONGLY FEEL AS IF THERES A DISCONNECT B/T THE MAIN CAMPUS AND PENN AVE. THE MAIN CAMPUS RECEIVES EXTRA PROGRAMS WHERE AS PENN AVE DOES NOT. I AM VERY UN SATISFIED WITH PENN AVE ADMINISTRATIVE OFFICES AS WELL AS SOME TEACHERS. NEEDS A MAJOR CHANGE. MY CHILD WILL NOT BE RETURNING IN THE FUTURE. THERES A LACK OF CONCERN FROM THE FACULTY IN REGARDS TO THE STUDENTS.

I'm very pleased w/ HRA

Howard Road Academy, Penn Ave

Nickerson, N - U4

Average Ratings

(N=5) *

Total Score**	7.90
Overall child's experience	8.00
Education program quality	7.60
Feel welcome at school	8.00
Safe school	8.00
Teacher-specific Total***	7.30
Teacher - Satisfaction	7.20
Teacher - Communication	6.80
Teacher - Discipline practices	7.60
Teacher - Meets child's individual need	7.60

*CAUTION – Small base

**Total Score is an average of all category average ratings.

†Averages based on a scale from '1' to '10,' where '1' means *Strongly Disagree*, and '10' means *Strongly Agree*.

***Teacher-specific Total is an average of 'Teacher – Satisfaction,' 'Teacher – Communication,' 'Teacher – Discipline practices,' and 'Teacher – Meets child's individual needs.'

COMMENTS

My child has come a long way since the school year has started. Because of the teacher's believing in him, he has gotten his first honor roll certificate. Thank You!!!

Howard Road Academy, Penn Ave

Woodward, D - U5

Average Ratings

(N=9) *

Total Score**	8.67
Overall child's experience	9.33
Education program quality	8.22
Feel welcome at school	8.67
Safe school	8.44
Teacher-specific Total***	9.22
Teacher - Satisfaction	9.78
Teacher - Communication	9.78
Teacher - Discipline practices	8.44
Teacher - Meets child's individual need	8.89

*CAUTION – Small base

**Total Score is an average of all category average ratings.

†Averages based on a scale from '1' to '10,' where '1' means *Strongly Disagree*, and '10' means *Strongly Agree*.

***Teacher-specific Total is an average of 'Teacher – Satisfaction,' 'Teacher – Communication,' 'Teacher – Discipline practices,' and 'Teacher – Meets child's individual needs.'

COMMENTS

I've noticed the difference in the communication, and academic level since my child been transferred to Ms. Quenns's and Woodward's class. They're both outstanding teachers!!! The communication between us are excellent and so is the individual attentiveness to my son!

Science, Math, should be taught in the morning and not the afternoon My son didn't get much out of Science because of school bus pick up.

The before & after care program need to be revised and reconstituted

I am very pleased with Ms. Woodward's communication efforts and support.

Howard Road Academy, Penn Ave

Ingram, J - U6

Average Ratings

(N=4) *

Total Score**	8.63
Overall child's experience	7.00
Education program quality	8.50
Feel welcome at school	9.50
Safe school	9.50
Teacher-specific Total***	8.13
Teacher - Satisfaction	8.00
Teacher - Communication	8.50
Teacher - Discipline practices	7.50
Teacher - Meets child's individual need	8.50

*CAUTION – Small base

**Total Score is an average of all category average ratings.

†Averages based on a scale from '1' to '10,' where '1' means *Strongly Disagree*, and '10' means *Strongly Agree*.

***Teacher-specific Total is an average of 'Teacher – Satisfaction,' 'Teacher – Communication,' 'Teacher – Discipline practices,' and 'Teacher – Meets child's individual needs.'

COMMENTS

My opinion is that I think that the kids need to be challenged a lot more than what they are being now.

I enjoy Howard Road Academy and the education they provide my kids Ruth Biles 202)696-3188

Howard Road Academy, Penn Ave

Lewis, T - U7

Average Ratings

(N=8) *

Total Score**	9.69
Overall child's experience	9.50
Education program quality	9.50
Feel welcome at school	9.75
Safe school	10.00
Teacher-specific Total***	9.69
Teacher - Satisfaction	9.75
Teacher - Communication	10.00
Teacher - Discipline practices	9.50
Teacher - Meets child's individual need	9.50

*CAUTION – Small base

**Total Score is an average of all category average ratings.

†Averages based on a scale from '1' to '10,' where '1' means *Strongly Disagree*, and '10' means *Strongly Agree*.

***Teacher-specific Total is an average of 'Teacher – Satisfaction,' 'Teacher – Communication,' 'Teacher – Discipline practices,' and 'Teacher – Meets child's individual needs.'

COMMENTS

My child loves coming to school and is a honor roll student because of the teachers and staff at Howard Road Academy (Penn. Ave. Campus)

Howard Road Academy, Penn Ave

Fagan, C - U8

Average Ratings

(N=6) *

Total Score**	9.08
Overall child's experience	9.00
Education program quality	9.00
Feel welcome at school	8.33
Safe school	10.00
Teacher-specific Total***	9.42
Teacher - Satisfaction	10.00
Teacher - Communication	9.67
Teacher - Discipline practices	8.67
Teacher - Meets child's individual need	9.33

*CAUTION – Small base

**Total Score is an average of all category average ratings.

†Averages based on a scale from '1' to '10,' where '1' means *Strongly Disagree*, and '10' means *Strongly Agree*.

***Teacher-specific Total is an average of 'Teacher – Satisfaction,' 'Teacher – Communication,' 'Teacher – Discipline practices,' and 'Teacher – Meets child's individual needs.'

COMMENTS

#7-Yes-Better than last year #11-People at desk seem lousy I think that adrian Teaher this year is much Better than - last year glad that the principal is way - Better then last year - glad she is back than Stacey Roberson 214760885